

ELECTRO-LOC

Quatuor blanc



Whirlpool® 28-inch Wide Top-Freezer Refrigerator - 16.3 Cu. Ft.

WRTX5028PW

Stay organized and make room for all your groceries with our top freezer refrigerator. The Flexi-Slide™ Bin and Adjustable Glass Shelves give you the flexibility you need to store what you want, where you want it. Keep your food looking good and staying fresh with features like LED Interior Lighting and Electronic Temperature Controls.



Available Finishes/Colours



WRTX5028PM
Other



WRTX5028PW
White



WRTX5028PB
Black

Manuals & Literature:



[Warranty](#)



[Owner Support](#)

Top Features

LED Interior Lighting

Keep food looking as good as it tastes. Light is cast inside the refrigerator so food looks like it's supposed to.

Flexi-Slide™ Bin

Quickly and easily move side-to-side for convenient storage options, so you can adjust to make space for tall items when needed.

Electronic Temperature Controls

Choose the ideal temperature for whatever foods you're storing.

Freezer Temperature Control

Keep frozen items ice cold with controls that allow you to adjust the temperature level in the freezer compartment

Dimensions

Height	66.63
Width	28.13
Depth	31.88

Controls

Water Filter Indicator Reset	No
------------------------------	----

Specifications

Country Of Origin	Mexico
Optional Accessories	W11517113
Fingerprint Resistant	No

Compatibility

Connectivity	
Works With	

Controls

Control Location	Interior Up Front
Control Type	Electronic
Control Lockout	No
Door Ajar Open Alarm	No
Max Cool Fast Cool	No
Sabbath Mode	No

Exterior

Handle Color	White
Handle Material	Plastic
Handle Type	Pocket Handle
Cabinet Color	White
Cabinet Finish	Textured
Door Finish	Smooth
Door Opening	Right Swing
Door Style	Contour
Hidden Hinge	Yes
Number Of Doors	2
Reversible Door	Yes

AHAM Volumes And Shelf Area

Freezer Volume Cu Ft	4.03
----------------------	------



Whirlpool® 4.8 cu. ft. Electric Range with Keep Warm setting

YWFC150M0JW





This Whirlpool® electric range helps you get dinner to the table, even on a hectic schedule. The Keep Warm setting prevents dinner from getting cold. Closed door broiling helps keep the kitchen comfortable. You can also avoid unintended use with an oven control lock.



Available Finishes/Colours



Manuals & Literature:

-  [Installation Instructions](#)
-  [Use and Care](#)
-  [Warranty](#)
-  [Owner Support](#)

Top Features

Keep Warm setting

Keep dishes from getting cold with this setting that delivers low heat to the oven.

Large Oven Window

Keep an eye on your meal through the large oven window.

Closed Door Broiling

Maintain the optimal cooking temperature for food while still keeping the kitchen comfortable and cool using this broiling temperature management system that helps prevent overheating.

Control Lock Mode

Disable the control panel to avoid unintended use and easily clean the controls.

Dimensions

Depth	27.75
Height	47.88
Width	29.88

Exterior

Handle Type	Reach Through Handle
Door Removable	Yes
Drawer Type	Storage Drawer

Specifications

Country Of Origin	USA
Dishwasher Safe	No

Electrical

Amps	40
Power Cord Included	Yes
Volts	120/240
Watts	6,900

Exterior

Handle Color	White
Handle Material	Metal

Features

Automatic Convection Conversion Temperature Adjust	No
Griddle	N/A
Heating Element On Indicator Light	Yes
Hot Surface Indicator Light	Yes
Power Outage Compatible	No

Appearance

Oven Door	Glass Window
-----------	--------------

Configuration and Overview

Fuel Type	Electric
-----------	----------

Configuration

Oven Configuration	Single Oven
Range Configuration	Freestanding

Amana® 4.0 cu. ft. Top-Load Washer with Dual Action Agitator

NTW4516FW






This 4.0 cu. ft. Amana® Top-Load Washer delivers a thorough clean with a Dual Action Agitator, which rolls clothes through the bottom of the wash basket. Its durable Porcelain Tub helps protect favorites from snags, while the Deep Water Wash Option adds the maximum amount of water for your laundry load, so you can clean with confidence.



Available Finishes/Colours

NTW4516FW
White

Manuals & Literature:

-  [Dimension Guide](#)
-  [Installation Instructions](#)
-  [Warranty](#)
-  [Energy Guide](#)
-  [Use and Care](#)

Top Features

High Efficiency Agitator

The two pieces of this agitator move independently to roll clothing through the bottom of the wash basket for a thorough, even cleaning.

Porcelain Tub

The durable Porcelain Tub helps protect fabrics, so socks and sweaters can stay snag-free.

Large Capacity

Large Capacity can help you take on every load.

Late Lid Lock

No sock left behind. The Late Lid Lock gives you extra time to throw in any missed items before the Spin Cycle starts.

Dimensions

Depth	27.0
Width	27.5

Controls

Automatic Temperature Controls	Yes
Control Location	Rear Console
Control Type	Manual
Feedback Status Indicators	Sensing; Fill; Wash; Rinse; Spin; Done

Specifications

Country Of Origin	USA
Quick Wash	No
Optional Accessories	DRNEXT4

Specifications

Required Accessories	8212546RP
Steam	No
Extra Power Option	
Sanitize	No

Cycles

Number Of Wash Cycles	8
-----------------------	---

Details

Hoses Included	No
Advanced Vibration Control	No
Automatic Load Size Sensing Technology	Yes
Drum Material	Porcelain
Maximum Spin Speed Rpm	680
Wash Action	Agitator

Electrical

Amps	15 or 20
Power Cord Included	Yes
Volts	120

Amana® 6.5 cu. ft. Top-Load Electric Dryer with Automatic Dryness Control

YNED4655EW



Use only the energy you need with this top-load electric dryer. Equipped with Automatic Dryness Control, it uses sensors that stop the cycle when clothes are dry to help prevent over drying. Generous 6.5 cu. ft. capacity means there's plenty of room to dry your loads. When you can't unload right away, the Wrinkle Prevent option will intermittently tumble your clothes to help keep wrinkles from forming. And drying clothes on your schedule is easy thanks to Timed Dry cycles.

Top Features

Automatic Dryness Control

Temperature sensors automatically stop the cycle when fabrics are dry to help reduce shrinking and overdrying as well as save on energy costs.

Wrinkle Prevent Option

Put a stop to wrinkles. After your clothes are dry, they tumble intermittently without heat to help stop wrinkles from forming.

6.5 Cu. Ft. Capacity

6.5 cu. ft. Capacity can help take a load off your mind.

11 Dryer Cycles

With 11 dryer cycles to choose from you can provide the optimal environment for drying all your clothes.

Available Finishes/Colours

YNED4655EW
White

Manuals & Literature:

- [Dimension Guide](#)
- [Energy Guide](#)
- [Installation Instructions](#)
- [Use and Care](#)
- [Warranty](#)

Dimensions		Specifications	
Depth	27.75	Front Load Matching	No
Height	44.0		
Width	29.0		
Controls		Details	
Control Location	Rear Console	Hoses Included	No
Control Type	Knob & Buttons	Interior Light	No
End Of Cycle Signal	No	Drum Material	Powder Coat
Feedback Status Indicators	No	Maytag Commercial Components	No
		Drying Rack	No
		Quad Baffles	No
Specifications		Electrical	
Country Of Origin	USA	Amps	30
Optional Accessories	3404351	Volts	240
Top Load Matching	No	Hz	60
Cycles			
		Number Of Dryer Cycles	11
Exterior			
		Window	No
		Door Style	Side Swing
		Reversible Door	Yes
Options			
		Dryer Option Selections	Temp High; Temp Low