

# ELECTRO-LOC

## Quatuor Stainless

---




# Whirlpool® 28-inch Wide Top-Freezer Refrigerator - 16.3 Cu. Ft.

WRTX5028PM

Stay organized and make room for all your groceries with our top freezer refrigerator. The Flexi-Slide™ Bin and Adjustable Glass Shelves give you the flexibility you need to store what you want, where you want it. Keep your food looking good and staying fresh with features like LED Interior Lighting and Electronic Temperature Controls.



### Available Finishes/Colours



### Manuals & Literature:

- [Warranty](#)
- [Owner Support](#)

### Top Features

#### LED Interior Lighting

Keep food looking as good as it tastes. Light is cast inside the refrigerator so food looks like it's supposed to.

#### Flexi-Slide™ Bin

Quickly and easily move side-to-side for convenient storage options, so you can adjust to make space for tall items when needed.

#### Electronic Temperature Controls

Choose the ideal temperature for whatever foods you're storing.

#### Freezer Temperature Control

Keep frozen items ice cold with controls that allow you to adjust the temperature level in the freezer compartment

### Dimensions

Depth	31.88
Height	66.63
Width	28.13

### Controls

Water Filter Indicator Reset	No
------------------------------	----

### Specifications

Country Of Origin	Mexico
Optional Accessories	W11517113
Fingerprint Resistant	No

### Compatibility

Connectivity	
Works With	

### Controls

Control Location	Interior Up Front
Control Type	Electronic
Control Lockout	No
Door Ajar Open Alarm	No
Max Cool Fast Cool	No
Sabbath Mode	No

### Exterior

Handle Color	Dark Gray
Handle Material	Plastic
Handle Type	Pocket Handle
Cabinet Color	Grey
Cabinet Finish	Textured
Door Finish	Smooth
Door Opening	Right Swing
Door Style	Contour
Hidden Hinge	Yes
Number Of Doors	2
Reversible Door	Yes

### AHAM Volumes And Shelf Area

Freezer Volume Cu Ft	4.03
----------------------	------



# Whirlpool® 4.8 cu. ft. Electric Range with Keep Warm setting

YWFC315S0JS

This Whirlpool® electric range helps you get dinner to the table, even on a hectic schedule. The Keep Warm setting prevents dinner from getting cold. Closed door broiling helps keep the kitchen comfortable. This self cleaning oven also allows you to avoid unintended use with an oven control lock.



### Available Finishes/Colours

- YWFC315S0JW  
White
- YWFC315S0JS  
Stainless Steel

### Manuals & Literature:

- [Installation Instructions](#)
- [Use and Care](#)
- [Warranty](#)
- [Owner Support](#)

### Top Features

#### Keep Warm setting

Keep dishes from getting cold with this setting that delivers low heat to the oven.

#### Large Oven Window

Keep an eye on your meal through the large oven window.

#### Closed Door Broiling

Maintain the optimal cooking temperature for food while still keeping the kitchen comfortable and cool using this broiling temperature management system that helps prevent overheating.

#### Control Lock Mode

Disable the control panel to avoid unintended use and easily clean the controls.

### Dimensions

Depth	27.75
Height	47.88
Width	29.88

### Specifications

Country Of Origin	USA
Dishwasher Safe	No

### Electrical

Amps	40
Power Cord Included	Yes
Volts	120/240
Watts	6,900

### Exterior

Handle Color	Stainless Steel
--------------	-----------------

### Exterior

Handle Material	Metal
Handle Type	Reach Through Handle
Door Removable	Yes
Drawer Type	Storage Drawer

### Features

Automatic Convection Conversion Temperature Adjust	No
Griddle	N/A
Heating Element On Indicator Light	Yes
Hot Surface Indicator Light	Yes
Power Outage Compatible	No

### Appearance

Oven Door	Glass Window
-----------	--------------

### Configuration and Overview

Fuel Type	Electric
-----------	----------

### Configuration

Oven Configuration	Single Oven
--------------------	-------------

## Amana® 4.0 cu. ft. Top-Load Washer with Dual Action Agitator

NTW4516FW






This 4.0 cu. ft. Amana® Top-Load Washer delivers a thorough clean with a Dual Action Agitator, which rolls clothes through the bottom of the wash basket. Its durable Porcelain Tub helps protect favorites from snags, while the Deep Water Wash Option adds the maximum amount of water for your laundry load, so you can clean with confidence.



### Available Finishes/Colours

NTW4516FW  
White

### Manuals & Literature:

-  [Dimension Guide](#)
-  [Installation Instructions](#)
-  [Warranty](#)
-  [Energy Guide](#)
-  [Use and Care](#)

### Top Features

#### High Efficiency Agitator

The two pieces of this agitator move independently to roll clothing through the bottom of the wash basket for a thorough, even cleaning.

#### Porcelain Tub

The durable Porcelain Tub helps protect fabrics, so socks and sweaters can stay snag-free.

#### Large Capacity

Large Capacity can help you take on every load.

#### Late Lid Lock

No sock left behind. The Late Lid Lock gives you extra time to throw in any missed items before the Spin Cycle starts.

### Dimensions

Depth	27.0
Width	27.5

### Controls

Automatic Temperature Controls	Yes
Control Location	Rear Console
Control Type	Manual
Feedback Status Indicators	Sensing; Fill; Wash; Rinse; Spin; Done

### Specifications

Country Of Origin	USA
Quick Wash	No
Optional Accessories	DRNEXT4

### Specifications

Required Accessories	8212546RP
Steam	No
Extra Power Option	
Sanitize	No

### Cycles

Number Of Wash Cycles	8
-----------------------	---

### Details

Hoses Included	No
Advanced Vibration Control	No
Automatic Load Size Sensing Technology	Yes
Drum Material	Porcelain
Maximum Spin Speed Rpm	680
Wash Action	Agitator

### Electrical

Amps	15 or 20
Power Cord Included	Yes
Volts	120

## Amana® 6.5 cu. ft. Top-Load Electric Dryer with Automatic Dryness Control

YNED4655EW



Use only the energy you need with this top-load electric dryer. Equipped with Automatic Dryness Control, it uses sensors that stop the cycle when clothes are dry to help prevent over drying. Generous 6.5 cu. ft. capacity means there's plenty of room to dry your loads. When you can't unload right away, the Wrinkle Prevent option will intermittently tumble your clothes to help keep wrinkles from forming. And drying clothes on your schedule is easy thanks to Timed Dry cycles.

### Top Features

#### Automatic Dryness Control

Temperature sensors automatically stop the cycle when fabrics are dry to help reduce shrinking and overdrying as well as save on energy costs.

#### Wrinkle Prevent Option

Put a stop to wrinkles. After your clothes are dry, they tumble intermittently without heat to help stop wrinkles from forming.

#### 6.5 Cu. Ft. Capacity

6.5 cu. ft. Capacity can help take a load off your mind.




#### 11 Dryer Cycles



With 11 dryer cycles to choose from you can provide the optimal environment for drying all your clothes.

### Available Finishes/Colours

YNED4655EW  
White

### Manuals & Literature:

-  [Dimension Guide](#)
-  [Installation Instructions](#)
-  [Warranty](#)

-  [Energy Guide](#)
-  [Use and Care](#)

### Dimensions

Depth	27.75
Height	44.0
Width	29.0

### Controls

Control Location	Rear Console
Control Type	Knob & Buttons
End Of Cycle Signal	No
Feedback Status Indicators	No

### Specifications

Country Of Origin	USA
Optional Accessories	3404351
Top Load Matching	No

### Specifications

Front Load Matching	No
---------------------	----

### Details

Hoses Included	No
Interior Light	No
Drum Material	Powder Coat
Maytag Commercial Components	No
Drying Rack	No
Quad Baffles	No

### Electrical

Amps	30
Volts	240
Hz	60

### Cycles

Number Of Dryer Cycles	11
------------------------	----

### Exterior

Window	No
Door Style	Side Swing
Reversible Door	Yes

### Options

Dryer Option Selections	Temp High; Temp Low
-------------------------	------------------------